



A Chris Alston's Chassisworks, Inc. Brand

CLICK for More Info Online

VariShock OEM-Replacement Bolt-Ins for domestic passenger cars and trucks



Features

- Available for domestic passenger cars and trucks
- All aluminum design for minimum weight
- Made in America
- Urethane bushing or Teflon®-lined spherical-bearing mounting eyes; urethane top stem also available
- Individually dyno-tested and calibrated to assure uniform performance
- Revolutionary adjuster mechanism provides shorter body at any travel length
- Urethane mounting-eye contains 3.5 times the amount of urethane material for longer life
- Rebuildable

Adjustment

- **SensiSet (SS)** - Factory-valved for passenger car street-performance
- **QuickSet 1 (QS1)** - Single-adjustable, 16-position knob adjusts bumps and rebound simultaneously
- **QuickSet 2 (QS2)** - Double-adjustable, dual 16-position knobs adjust bump and rebound independently

VariShock Bolt-Ins offer an affordable and versatile, high-end performance improvement over OEM replacements and traditional twin-tube shock absorbers. Our updated design overcomes the major shortcomings of traditional gas shocks and low-end twin-tube shocks. VariShock Bolt-Ins

bring a more usable adjustment range and response curve, improved heat dissipation, and lightweight billet-aluminum construction to production vehicles using factory mounting locations. On the street or strip, VariShock offers the ultimate direct-replacement shock absorbers for cars and trucks!

QuickSet Valve System

The VariShock QuickSet series allows you to easily tune your suspension for improved cornering and acceleration traction, or to quickly adapt to current track conditions. Adjustment takes only a few seconds and is made with the VariShock installed on the vehicle. Readily accessible, 16-position adjustment knobs can be operated by hand or with the aid of a common allen wrench.



SensiSet (SS) features factory-preset valving for street-performance applications.



QuickSet 1 (QS1) features a single adjustment knob that controls overall damping stiffness of the shock. Knobs are clearly etched indicating the correct direction of rotation to decrease (-), or increase (+) damping stiffness. There are a total of 16 specific adjustment positions.



QuickSet 2 (QS2) features dual adjustment knobs that independently control bump- and rebound-damping stiffness of the shock. Dual-arrow symbols engraved into the shock body demonstrate the function of each knob. Arrows pointing toward each other designate

bump (compression) adjustment; the shock collapsing. Arrows pointing away from each other represent rebound (extension) adjustment; the shock extending. There are 16 specific adjustment positions for each knob, with a total of 256 unique combinations possible. Each adjustment position is indicated by a detent that can be felt when turning the knob, and an audible click as the knob gently locks into position. Only very light force is necessary to rotate the knob past each detent.

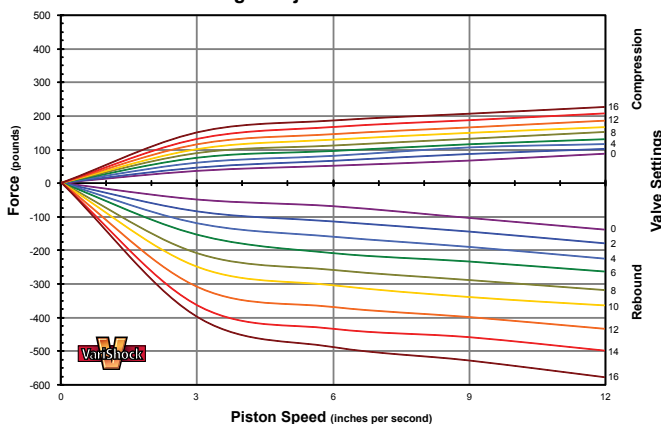
The Truth About 16- vs. 24-Clicks

Don't be fooled by shocks offering more adjustment clicks. They are actually 1/2-click adjustments. The manufacturer merely added more detents to the mechanism without increasing the range of adjustment. This practice gives more clicks, but the adjustment is so slight that your vehicle will not respond to the change. A 16-position VariShock actually has a broader range of adjustable force with the added benefit of a more manageable number of adjustments to try.

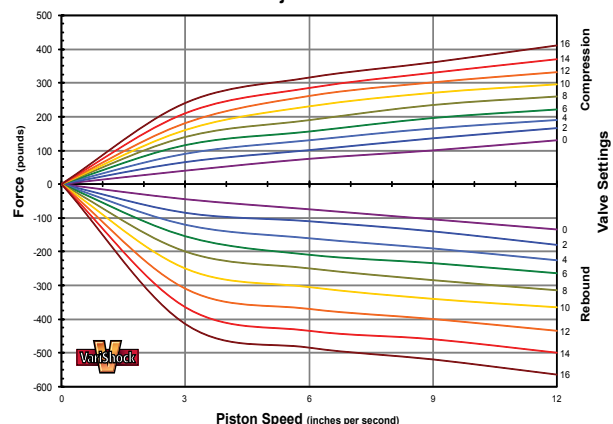
VariShock Dyno Graphs

A shock dyno graph displays how much force is required to compress or extend the shock over a range of piston speeds (Force vs. Absolute Velocity). For readability purposes, the following graph only plots response curves for every other adjustment setting of the Bolt-In QuickSet 2 VariShock. The shock's digressive valving curve can be easily identified by the steeper incline in the slowest piston speeds and more level response as piston speed increases. Each setting provides an even increase of stiffness in relatively even increments across the entire range without deviation from the general response curve. This consistency can be found throughout the VariShock product line and makes suspension tuning simple and intuitive. VariShock compression and rebound adjustments are completely independent from each other. Adjustment of one direction of shock travel does not inadvertently affect the other, enabling you to find the correct settings for your vehicle in less time.

Single-Adjustable VariShock



Double-Adjustable VariShock

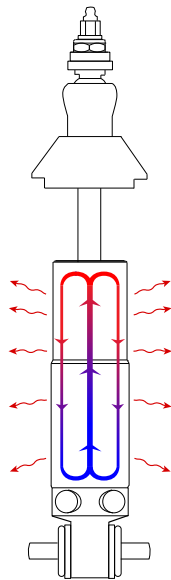


VariShock Design

The VariShock product line offers an affordable and versatile, high-end performance improvement over OEM replacements and traditional twin-tube shock absorbers. Our updated design overcomes the major shortcomings of traditional gas shocks and low-end twin-tube shocks. VariShocks provide a more usable adjustment range and response curve, improved heat dissipation, and lightweight billet-aluminum construction.

Improved Heat Dissipation

Traditional twin-tube shocks provide damping force by moving fluid back and forth between the inner compression tube and the surrounding reservoir. This rapidly heats the fluid that remains trapped inside the compression tube, causing outgassing and shock fade. VariShock's system of internal valves circulates fluid in a single direction through the shock absorber body, utilizing the entire volume of fluid to absorb heat. Thermally conductive materials are used internally to further help equalize fluid temperature. Heat energy is then dissipated through the shock base and body. Coil-over threaded bodies provide additional surface area for more rapid cooling.



Fluid Control

A shock's purpose is to limit the rate at which the suspension moves, whether induced by road irregularities or by chassis movement. By carefully controlling the rate of fluid flow into the different areas of the shock we can better manage the suspension's ability to keep the tire in contact with the road. VariShocks operate with zero bleed, meaning that absolutely all fluid flow is purposely directed and metered. By contrast, many manufacturers skimp on sealing the shocks internally to lower manufacturing costs. The allowed internal leakage makes valving adjustments less effective and lacking in precision. The VariShock total-seal design gives you improved control over the entire range of damping and enhances adjustment effectiveness at the slower range of piston speeds (0-4 in/sec) that control small chassis movement and vehicle ride quality.

A combination of fatigue-resistant deflective-

disk and adjustable poppet valves focus damping forces at a range useful to the widest variety of vehicle types and performance applications. Damping-force ranges differ depending upon the adjustment features and mounting configuration of the shock. Custom valve sets are also available to alter the adjustment range of compression or rebound independently. VariShocks provide digressive damping to permit finer adjustment at the higher range of piston speeds (6-12 in/sec) that control rapid suspension movement and ride harshness. To give better control of vehicle-handling without rapidly increasing ride harshness, rebound (extension) valving is purposely stiffer with a broader adjustment range.

VariShock Quality

Delivering a finished product that is of excellent quality and value is the primary focus throughout the VariShock product line. Unlike other brands in this price range, VariShocks are engineered, manufactured, and assembled in America using state-of-the-art engineering workstations and computer-numeric-controlled (CNC) manufacturing equipment. Each component, including valves, adjusters, and internal shaft seals is designed and manufactured specifically for use in VariShock products. This level of clean-sheet engineering is the first step to producing longer lasting seals that keep dirt out of the shock absorber and extend service life between rebuilds.

Assembly of the components is equally important to delivering a quality product. To avoid the possibility of manufacturing debris contaminating the shock fluid and seals, the VariShock-assembly clean room is housed in a completely separate facility. After assembly, each shock is thoroughly dyno-tested and calibrated to meet VariShock's strict performance goals. This ensures virtually identical performance from every pair throughout their entire range of travel. By carefully controlling engineering, manufacturing, assembly, and final testing, VariShock can confidently deliver the highest-quality product with the most value for our customers.



► To indicate shock style, replace the "X" in the part number with "0" for SensiSet, "1" for QuickSet 1, or "2" for QuickSet 2. Consult sales technician for applications not shown.

BUICK	FRONT	REAR
APOLLO		
73-75	VAS 14X45-425	VAS 14X69-715
REGAL		
73-87	VAS 14X45-425	VAS 14X69-715
SKYLARK		
64-67	VAS 14X45-515	VAS 14X69-715
68-79	VAS 14X45-425	VAS 14X69-715
CHEVY	FRONT	REAR
BEL AIR		
53-54	—	VAS 14X49-825
55-57	VAS 14X45-515	VAS 14X49-825
65-81	VAS 14X45-515	VAS 14X69-715
CAMARO		
67-69	VAS 14X45-425	VAS 14X49-715
70-81	VAS 14X45-515	VAS 14X64-715
82-02	SEE STRUTS	VAS 14X49-715
CHEVELLE		
64-67	VAS 14X45-515	VAS 14X69-715
68-77	VAS 14X45-425	VAS 14X69-715
CORVETTE		
53-62	—	VAS 14X49-715
63-82	VAS 14X45-515	VAS 14X28-425
84-87	VAS 14X46-515	VAS 14X28-425
89-96	VAS 14X46-515	VAS 14X46-515
97-04	VAS 14X46-615	VAS 14X4C-515
IMPALA		
58-64	VAS BIH20-FX	VAS BIH20-RX
65-85	VAS 14X45-515	VAS 14X69-715
MORTE CARLO		
70-88	VAS 14X45-425	VAS 14X69-715
NOVA		
68-79	VAS 14X45-425	VAS 14X69-715
NOVA, CHEVY II		
62-67	VAS 14X47-615	VAS 14X49-715
PICKUP C-10, C-1500		
50-55	—	VAS 14X49-825
55-59	VAS 14X88-715	—
63-66	VAS 14X88-425	VAS 14X88-715
67-72, REAR COIL	VAS 14X88-425	VAS 14X22-615
67-72, REAR LEAF	VAS 14X88-425	VAS 14X88-715
73-87	VAS 14X88-425	VAS 14X88-825
87-99	VAS 14X45-515	—
PICKUP S-10, 2 WD		
82-93	VAS 14X45-425	—
94-01	VAS 14X45-425	—
DODGE	FRONT	REAR
CHALLENGER		
70-74	VAS 14X45-615	VAS 14X88-825
CHARGER		
66-72	VAS 14X45-615	VAS 14X88-825
73-76	—	VAS 14X88-825
CORONET		
55-61	—	VAS 14X88-825
62-72	VAS 14X45-615	VAS 14X88-825
73-76	—	VAS 14X88-825
DART, DEMON, SWINGER		
60-61	—	VAS 14X88-825
62-76	VAS 14X45-615	VAS 14X88-825
PICKUP DAKOTA 2 WD		
87-01	VAS 14X45-425	—

► Due to deviations in ride height, you must verify that the application chart's suggested shock will actually fit your vehicle. Consult the dimensional chart on opposite page to determine that the selected shock's compressed length, extended length, and upper and lower mounts are correct for your vehicle.

FORD/MERCURY	FRONT	REAR
CYCLONE		
64-67	VAS 14X45-515	VAS 14X49-825
68-71	VAS 14X47-515	VAS 14X44-715
FAIRLANE, FAIRLANE 500		
57-58	VAS 14X45-515	VAS 14X44-715
59-62	VAS 14X45-515	—
62-65	—	VAS 14X44-715
66-70	VAS 14X47-515	VAS 14X44-715
FALCON, COMET		
60-70	VAS 14X47-515	VAS 14X44-715
MAVERICK, COMET		
69-77	VAS 14X67-425	VAS 14X49-715
MUSTANG & COUGAR		
65-70	VAS 14X67-425	VAS 14X44-715
71-73	VAS 14X47-425	VAS 14X44-715
74-78 MUSTANG ONLY	VAS 14X45-425	VAS 14X45-615
79-02	SEE STRUTS	VAS 14X49-825
TORINO, MONTEGO		
68-71	VAS 14X47-515	VAS 14X44-715
72-76	VAS 14X45-515	VAS 14X49-715
PICKUP F-150		
48-52	VAS 14X88-715	—
55	—	VAS 14X88-715
56-60	—	VAS 14X49-715
61-64	—	VAS 14X88-715
80-96	VAS 14X45-515	—
97-01	VAS 14X45-615	—
OLDSMOBILE	FRONT	REAR
CUTLASS, CUTLASS SUPREME		
64-67	VAS 14X45-515	VAS 14X69-715
68-88	VAS 14X45-425	VAS 14X69-715
OMEGA		
73-79	VAS 14X45-425	VAS 14X69-715
PLYMOUTH	FRONT	REAR
BARRACUDA		
64-69	VAS 14X45-615	VAS 14X88-825
70-74	VAS 14X45-615	VAS 14X88-825
BELVEDERE, SATELLITE		
55-61	—	VAS 14X88-825
62-72	VAS 14X45-615	VAS 14X88-825
73-74	—	VAS 14X88-825
DUSTER, SCAMP, VALIANT		
60-76	VAS 14X45-615	VAS 14X88-825
FURY		
59-61	—	VAS 14X88-825
62-64	VAS 14X45-615	VAS 14X88-825
65-70	—	VAS 14X88-825
75-76	—	VAS 14X88-825
FURY GRAN		
74-77	—	VAS 14X88-825
PONTIAC	FRONT	REAR
FIREBIRD		
67-69	VAS 14X45-425	VAS 14X49-715
70-81	VAS 14X45-515	VAS 14X64-715
82-02	—	VAS 14X49-715
GRAND PRIX		
65-68	VAS 14X45-515	—
69-87	VAS 14X45-425	VAS 14X69-715
GTO		
64-67	VAS 14X45-515	VAS 14X69-715
68-74	VAS 14X45-425	VAS 14X69-715
LE MANS, TEMPEST		
64-67	VAS 14X45-515	VAS 14X69-715
68-83	VAS 14X45-425	VAS 14X69-715
VENTURA, VENTURA II		
71-72	VAS 14X45-425	VAS 14X69-715

Shock Specifications

■ Stem Mount

This stem mount is threaded (3/8" D x 2-1/2" L) and is designed to fit into the existing upper mount of many vehicles.



■ Open Crossbar

Our crossbars are produced in open and closed styles and use the urethane bushings with 350% more material, improving load distribution and extending bushing life.

■ Closed Crossbar

Our crossbars are produced in open and closed styles and use the urethane bushings with 350% more material, improving load distribution and extending bushing life.



■ Pin Mount

Our pin mount comes in sizes to match many vehicles and uses the urethane bushings, which feature up to 350% more material, improving load distribution and extending bushing life.

SENSISET (SS)	QUICKSET 1 (QS1)	QUICKSET 2 (QS2)	RIDE HEIGHT	COMPRESSED LENGTH	EXTENDED LENGTH	SHOCK TRAVEL	UPPER MOUNT STYLE	CODE	LOWER MOUNT STYLE	CODE
VAS 14022-615	VAS 14122-615	VAS 14222-615	15.018"	11.943"	18.093"	6.15"	EYE 7/16 TO 1/2	501	EYE 7/16 TO 1/2	501
VAS 14044-715	VAS 14144-715	VAS 14244-715	14.403"	10.828"	17.978"	7.15"	STEM 3/8	201	STEM 3/8	700
VAS 14045-425	VAS 14145-425	VAS 14245-425	10.428"	8.303"	12.553"	4.25"	STEM 3/8	201	CROSSBAR OPEN	300
VAS 14045-515	VAS 14145-515	VAS 14245-515	11.778"	9.203"	14.353"	5.15"	STEM 3/8	201	CROSSBAR OPEN	300
VAS 14045-615	VAS 14145-615	VAS 14245-615	13.278"	10.203"	16.353"	6.15"	STEM 3/8	201	CROSSBAR OPEN	300
VAS 14046-515	VAS 14146-515	VAS 14246-515	11.778"	9.203"	14.353"	5.15"	STEM 3/8	201	CROSSBAR CLOSED	301
VAS 14046-615	VAS 14146-615	VAS 14246-615	13.278"	10.203"	16.353"	6.15"	STEM 3/8	201	CROSSBAR CLOSED	301
VAS 14047-425	VAS 14147-425	VAS 14247-425	9.96"	7.835"	12.085"	4.25"	STEM 3/8	201	STUD PLATE	600
VAS 14047-515	VAS 14147-515	VAS 14247-515	11.31"	8.735"	13.885"	5.15"	STEM 3/8	201	STUD PLATE	600
VAS 14047-615	VAS 14147-615	VAS 14247-615	12.81"	9.735"	15.885"	6.15"	STEM 3/8	201	STUD PLATE	600
VAS 14049-715	VAS 14149-715	VAS 14249-715	14.778"	11.203"	18.353"	7.15"	STEM 3/8	201	CANTILEVER PIN 1/2	400
VAS 14049-825	VAS 14149-825	VAS 14249-825	16.428"	12.303"	20.553"	8.25"	STEM 3/8	201	CANTILEVER PIN 1/2	400
VAS 1404C-515	VAS 1414C-515	VAS 1424C-515	13.06"	10.485"	15.635"	5.15"	STEM 3/8	201	CLEVIS FORK	800
VAS 14064-715	VAS 14164-715	VAS 14264-715	16.143"	12.568"	19.718"	7.15"	CROSSBAR CLOSED	301	STEM 3/8	700
VAS 14067-425	VAS 14167-425	VAS 14267-425	11.7"	9.575"	13.825"	4.25"	CROSSBAR CLOSED	301	STUD PLATE	600
VAS 14069-715	VAS 14169-715	VAS 14269-715	16.518"	12.943"	20.093"	7.15"	CROSSBAR CLOSED	301	CANTILEVER PIN 1/2	400
VAS 14088-425	VAS 14188-425	VAS 14288-425	12.168"	10.043"	14.293"	4.25"	EYE 1/2 TO 11/16	521	EYE 1/2 TO 11/16	521
VAS 14088-715	VAS 14188-715	VAS 14288-715	16.518"	12.943"	20.093"	7.15"	EYE 1/2 TO 11/16	521	EYE 1/2 TO 11/16	521
VAS 14088-825	VAS 14188-825	VAS 14288-825	18.168"	14.043"	22.293"	8.25"	EYE 1/2 TO 11/16	521	EYE 1/2 TO 11/16	521

NOTES SOLD ONLY IN PAIRS

BOLT-IN FRONT SHOCKS ARE LARGER IN DIAMETER THAN THE HOLE IN THE LOWER A-ARM. THE LOWER A-ARM MUST BE DISCONNECTED FROM THE SPINDLE TO ALLOW INSTALLATION OF THE SHOCK INTO THE FRONT COIL SPRING.

■ Mount Codes:

These codes define the style and range of mountings that attach the individual model numbers.

201	UPPER 3/8"-THREAD STEM X 2-1/8" LONG	501	7/16" BOLT X 1-1/4, 1-3/8, OR 3-3/8" SLEEVE WIDTH
300	OPEN CROSSBARS FOR 2-1/8 TO 2-1/2" BOLT CENTERS		12MM BOLT X 1-1/4, 1-1/2, OR 1-5/8" SLEEVE WIDTH
	7/16" BOLT X 1-1/4, 1-3/8, OR 3-3/8" SLEEVE WIDTH		1/2" BOLT X 1-5/16, 1-3/8, OR 1-5/8" SLEEVE WIDTH
	12MM BOLT X 1-1/4, 1-1/2, OR 1-5/8" SLEEVE WIDTH	521	12MM BOLT X 1-1/4, 1-1/2, OR 1-5/8" SLEEVE WIDTH
	1/2" BOLT X 1-1/4, 1-3/8, OR 1-5/8" SLEEVE WIDTH		1/2" BOLT X 1-1/4, 1-3/8, OR 1-5/8" SLEEVE WIDTH
301	CLOSED CROSSBARS FOR 2-3/8 TO 3" BOLT CENTERS		9/16" BOLT WITH 1-5/8" SLEEVE WIDTH
	5/8" BOLT X 1-1/4" SLEEVE WIDTH		5/8" BOLT WITH 1-5/16" SLEEVE WIDTH
400	CANTILEVER PIN 1/2" THREAD WITH 1-5/16" OFFSET		11/16" BOLT WITH 1-9/16" SLEEVE WIDTH
	7/16" BOLT X 1-1/4, 1-3/8, OR 3-3/8" SLEEVE WIDTH	600	5/16" STUD PLATES ON 2-1/8" CENTERS
	12MM BOLT X 1-1/4, 1-1/2, OR 1-5/8" SLEEVE WIDTH	700	LOWER 3/8"-THREAD STEM X 2-1/8" LONG
	1/2" BOLT X 1-1/4, 1-3/8, OR 1-5/8" SLEEVE WIDTH	800	CLEVIS FORK WITH 5/8" BORE X 2-3/4" WIDE

Shock Styles

■ VAS 14X22



Upper Mount:
5/8" ID Bushing
Eye 7/16" to 1/2"

Lower Mount:
5/8" ID Bushing
Eye 7/16" to 1/2"

Travel Lengths:
6.15"

QuickSet 1 (QS1):
VAS 14122-

QuickSet 2 (QS2):
VAS 14222-

■ VAS 14X44



Upper Mount:
Stem 3/8"
.85" Nipple Bushing

Lower Mount:
Stem 3/8"
.85" Nipple Bushing

Travel Lengths:
7.15"

SensiSet (SS):
VAS 14044-

QuickSet 1 (QS1):
VAS 14144-

QuickSet 2 (QS2):
VAS 14244-

■ VAS 14X45



Upper Mount:
Stem 3/8"
.70" Nipple Bushing

Lower Mount:
Crossbar Open

Travel Lengths:
4.25", 5.15", 6.15"

SensiSet (SS):
VAS 14045-

QuickSet 1 (QS1):
VAS 14145-

QuickSet 2 (QS2):
VAS 14245-

■ VAS 14X46



Upper Mount:
Stem 3/8"
.85" Nipple Bushing

Lower Mount:
Crossbar Closed

Travel Lengths:
5.15", 6.15"

QuickSet 1 (QS1):
VAS 14146-

QuickSet 2 (QS2):
VAS 14246-

■ VAS 14X47



Upper Mount:
Stem 3/8"
.70" Nipple Bushing

Lower Mount:
Stud Plate

Travel Lengths:
4.25", 5.15", 6.15"

SensiSet (SS):
VAS 14047-

QuickSet 1 (QS1):
VAS 14147-

QuickSet 2 (QS2):
VAS 14247-

■ VAS 14X49



Upper Mount:
Stem 3/8"
.70" Nipple Bushing

Lower Mount:
Cantilever Pin 1/2"

Travel Lengths:
7.15", 8.25"

SensiSet (SS):
VAS 14049-

QuickSet 1 (QS1):
VAS 14149-

QuickSet 2 (QS2):
VAS 14249-

■ VAS 14X4C



Upper Mount:
Stem 3/8"
.85" Nipple Bushing

Lower Mount:
Clevis Fork

Travel Lengths:
5.15"

QuickSet 1 (QS1):
VAS 1414C-

QuickSet 2 (QS2):
VAS 1424C-

■ VAS 14X64



Upper Mount:
Crossbar Closed

Lower Mount:
Stem 3/8"
.70" Nipple Bushing

Travel Lengths:
7.15"

SensiSet (SS):
VAS 14064-

QuickSet 1 (QS1):
VAS 14164-

QuickSet 2 (QS2):
VAS 14264-

■ VAS 14X67



Upper Mount:
Crossbar Closed

Lower Mount:
Stud Plate

Travel Lengths:
4.25"

SensiSet (SS):
VAS 14067-

QuickSet 1 (QS1):
VAS 14167-

QuickSet 2 (QS2):
VAS 14267-

■ VAS 14X69



Upper Mount:
Crossbar Closed

Lower Mount:
Cantilever Pin 1/2"

Travel Lengths:
7.15"

SensiSet (SS):
VAS 14069-

QuickSet 1 (QS1):
VAS 14169-

QuickSet 2 (QS2):
VAS 14269-

■ VAS 14X88



Upper Mount:
3/4" ID Bushing
Eye 1/2" to 11/16"

Lower Mount:
3/4" ID Bushing
Eye 1/2" to 11/16"

Travel Lengths:
4.25", 7.15", 8.25"

QuickSet 1 (QS1):
VAS 14188-

QuickSet 2 (QS2):
VAS 14288-

Top Mount Hardware



■ EYE-MOUNT HARDWARE

5/8" BUSHING



INCLUDES:
• VAS 14X22

3/4" BUSHING



INCLUDES:
• VAS 14X88

CROSSBARS AND PINS



INCLUDES:
• VAS 14X64
• VAS 14X67
• VAS 14X69



■ STEM-MOUNT HARDWARE



INCLUDES:
• VAS 14X45
• VAS 14X47
• VAS 14X49



INCLUDES:
• VAS 14X44
• VAS 14X46
• VAS 14X4C

Shock Styles

■ VAS 14X22



Upper Mount:
5/8" ID Bushing
Eye 7/16" to 1/2"

Lower Mount:
5/8" ID Bushing
Eye 7/16" to 1/2"

Travel Lengths:
6.15"

QuickSet 1 (QS1):
VAS 14122-

QuickSet 2 (QS2):
VAS 14222-

■ VAS 14X44



Upper Mount:
Stem 3/8"
.85" Nipple Bushing

Lower Mount:
Stem 3/8"
.85" Nipple Bushing

Travel Lengths:
7.15"

SensiSet (SS):
VAS 14044-

QuickSet 1 (QS1):
VAS 14144-

QuickSet 2 (QS2):
VAS 14244-

■ VAS 14X45



Upper Mount:
Stem 3/8"
.70" Nipple Bushing

Lower Mount:
Crossbar Open

Travel Lengths:
4.25", 5.15", 6.15"

SensiSet (SS):
VAS 14045-

QuickSet 1 (QS1):
VAS 14145-

QuickSet 2 (QS2):
VAS 14245-

■ VAS 14X46



Upper Mount:
Stem 3/8"
.85" Nipple Bushing

Lower Mount:
Crossbar Closed

Travel Lengths:
5.15", 6.15"

QuickSet 1 (QS1):
VAS 14146-

QuickSet 2 (QS2):
VAS 14246-

■ VAS 14X47



Upper Mount:
Stem 3/8"
.70" Nipple Bushing

Lower Mount:
Stud Plate

Travel Lengths:
4.25", 5.15", 6.15"

SensiSet (SS):
VAS 14047-

QuickSet 1 (QS1):
VAS 14147-

QuickSet 2 (QS2):
VAS 14247-

■ VAS 14X49



Upper Mount:
Stem 3/8"
.70" Nipple Bushing

Lower Mount:
Cantilever Pin 1/2"

Travel Lengths:
7.15", 8.25"

SensiSet (SS):
VAS 14049-

QuickSet 1 (QS1):
VAS 14149-

QuickSet 2 (QS2):
VAS 14249-

■ VAS 14X4C



Upper Mount:
Stem 3/8"
.85" Nipple Bushing

Lower Mount:
Clevis Fork

Travel Lengths:
5.15"

QuickSet 1 (QS1):
VAS 1414C-

QuickSet 2 (QS2):
VAS 1424C-

■ VAS 14X64



Upper Mount:
Crossbar Closed

Lower Mount:
Stem 3/8"
.70" Nipple Bushing

Travel Lengths:
7.15"

SensiSet (SS):
VAS 14064-

QuickSet 1 (QS1):
VAS 14164-

QuickSet 2 (QS2):
VAS 14264-

■ VAS 14X67



Upper Mount:
Crossbar Closed

Lower Mount:
Stud Plate

Travel Lengths:
4.25"

SensiSet (SS):
VAS 14067-

QuickSet 1 (QS1):
VAS 14167-

QuickSet 2 (QS2):
VAS 14267-

■ VAS 14X69



Upper Mount:
Crossbar Closed

Lower Mount:
Cantilever Pin 1/2"

Travel Lengths:
7.15"

SensiSet (SS):
VAS 14069-

QuickSet 1 (QS1):
VAS 14169-

QuickSet 2 (QS2):
VAS 14269-

■ VAS 14X88



Upper Mount:
3/4" ID Bushing
Eye 1/2" to 11/16"

Lower Mount:
3/4" ID Bushing
Eye 1/2" to 11/16"

Travel Lengths:
4.25", 7.15", 8.25"

QuickSet 1 (QS1):
VAS 14188-

QuickSet 2 (QS2):
VAS 14288-

Base Mount Hardware

■ EYE-MOUNT HARDWARE



5/8" BUSHING

5/8" ID X 1-1/4"
NO SLEEVE



1/2" ID X 1-1/4"



7/16" ID X 1-1/4"



INCLUDES:
• VAS 14X22

3/4" BUSHING

3/4" ID X 1-1/4"
NO SLEEVE



11/16" ID X 1-1/4"



5/8" ID X 1-1/4"



9/16" ID X 1-1/4"



12MM ID X 55MM



INCLUDES:
• VAS 14X88

CROSSBARS AND PINS



INCLUDES:
• VAS 14X46



INCLUDES:
• VAS 14X45



INCLUDES:
• VAS 14X49
• VAS 14X69



■ STEM-MOUNT HARDWARE



INCLUDES:
• VAS 14X64



INCLUDES:
• VAS 14X44



INCLUDES:
• VAS 14X47
• VAS 14X67




INCLUDES:
• VAS 14X4C

Related Products

■ Custom Built Shock Program

Having issues finding just the right shock? VariShock's Builder Shock Program could be the answer. Choose from coil-over, smooth-body, or air-spring shocks, with dozens of mounting styles, and a broad range of travel lengths.

Download the full program guide [HERE](#).



All prices subject to change. Current pricing available at www.VariShock.com.



A Chris Alston's Chassisworks, Inc. Brand

VariShock
8661 Younger Creek Drive
Sacramento, CA 95828

Order: 800-722-2269
Tech: 916-388-0288
Fax: 916-388-0295

varishock@cachassisworks.com
www.varishock.com